

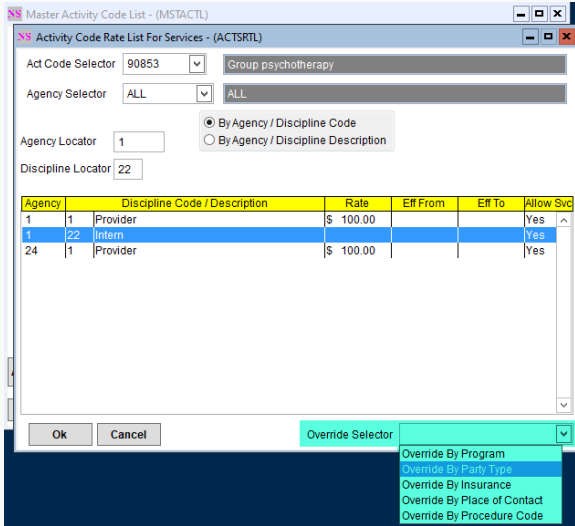
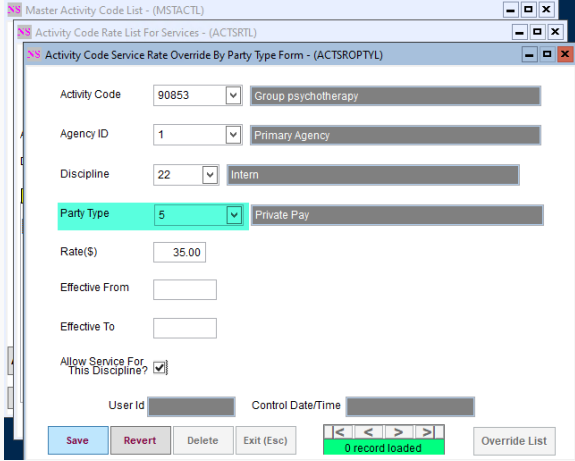
# NEWTSTED

## 7.11.0 Release Notes - Beta

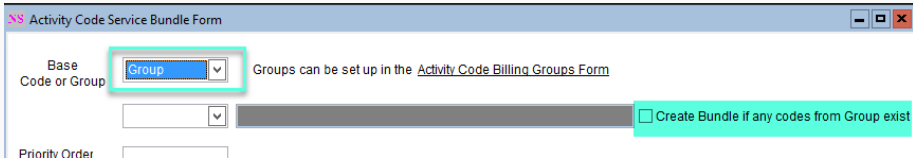
Last Modified on 01/09/2025 2:58 pm EST

Expected Beta Release Date: **Monday, 01/13/25**

### Feature Enhancements:

Release 7.11.0																									
<b>Override Selector dropdown and Activity Code Service Rate Override by Party Type</b>	<p><i>Maintenance and Setup &gt; Activity Codes &gt; Activity Codes &gt; Srv Rates</i></p> <p>The user interface for the Activity Code Rate List For Services has changed. Instead of multiple buttons, all Service Rate overrides are located in the <b>Override Selector</b> dropdown.</p>  <p>The screenshot shows the 'Activity Code Rate List For Services - (ACTSRTL)' window. It features a table with columns: Agency, Discipline Code / Description, Rate, Eff From, Eff To, and Allow Svc. The table contains three rows of data. Below the table is an 'Override Selector' dropdown menu with options: Override By Program, Override By Party Type, Override By Insurance, Override By Place of Contact, and Override By Procedure Code.</p> <table border="1"><thead><tr><th>Agency</th><th>Discipline Code / Description</th><th>Rate</th><th>Eff From</th><th>Eff To</th><th>Allow Svc</th></tr></thead><tbody><tr><td>1</td><td>1 Provider</td><td>\$ 100.00</td><td></td><td></td><td>Yes</td></tr><tr><td>1</td><td>22 Intern</td><td></td><td></td><td></td><td>Yes</td></tr><tr><td>24</td><td>1 Provider</td><td>\$ 100.00</td><td></td><td></td><td>Yes</td></tr></tbody></table>	Agency	Discipline Code / Description	Rate	Eff From	Eff To	Allow Svc	1	1 Provider	\$ 100.00			Yes	1	22 Intern				Yes	24	1 Provider	\$ 100.00			Yes
Agency	Discipline Code / Description	Rate	Eff From	Eff To	Allow Svc																				
1	1 Provider	\$ 100.00			Yes																				
1	22 Intern				Yes																				
24	1 Provider	\$ 100.00			Yes																				
	<p>In addition, there is now a <b>Service Rate Override By Party Type</b>. This will allow the user to create an override by Activity Code&gt;Agency&gt;Discipline&gt;Party Type.</p>  <p>The screenshot shows the 'Activity Code Service Rate Override by Party Type Form - (ACTSROPTYL)' window. It contains fields for: Activity Code (90853), Agency ID (1), Discipline (22), Party Type (5), Rate (\$), Effective From, Effective To, and a checkbox for 'Allow Service For This Discipline?' (checked). At the bottom, there are buttons for Save, Revert, Delete, Exit (Esc), and Override List, along with a status indicator '0 record loaded'.</p>																								



Release 7.11.0	
<p><b>Ability to hide the SVD loop on a payer level</b></p>	<p><i>Maintenance and Setup &gt; Insurance &gt; Insurance</i></p> <p>On Page3 of the Master Insurance Form, there is now a setup option: <b>Do Not Include Loop 2430 on 837P.</b> This gives the user the ability to hide the Line Adjudication Information. This setup option was requested for a specific Iowa Substance Use Prevention Grant and should only be used with careful consideration.</p>
<p><b>Activity Code Groups in the Service Bundle setup should not be restrictive</b></p>	<p><i>Maintenance and Setup &gt; Activity Codes &gt; Activity Code Bundle Setup</i></p> <p>NextStep Billing now has a setup option to <b>“Create Bundle if any codes from Group exist”</b> when setting up the <b>Activity Code Bundle Setup</b> rules. This checkbox can be used for Base Group Codes. When checked, the Services Preprocessor will not require every code in the group to be present when matching Base Code(s) to the final Bundled Activity Code.</p>  <p>The screenshot shows a window titled "Activity Code Service Bundle Form". It contains a dropdown menu for "Base Code or Group" with "Group" selected. To the right, there is a checkbox labeled "Create Bundle if any codes from Group exist" which is currently unchecked. A tooltip above the dropdown menu reads "Groups can be set up in the Activity Code Billing Groups Form".</p>
<p><b>Place of Contact Override to Activity Code Service Bundle Form</b></p>	<p><i>Maintenance and Setup &gt; Activity Codes &gt; Activity Code Bundle Setup</i></p> <p>NextStep Billing has a new <b>Contact Type</b> field in the <b>Activity Code Service Bundle Form</b>. If your final Bundled Activity Code requires a different place of contact/service, the user can now add that while editing this form.</p> <p><u>Note:</u> This will override the place of contact that was originally connected to the service but will not override the Activity Code Override by Insurance setup.</p>

## Issue Resolved:

Release 7.11.0	
<p><b>Activity Code Groups should not have an automatic Print Status N if they are not added to the Bundle Setup</b></p>	<p><i>Maintenance and Setup &gt; Activity Codes &gt; Activity Code Billing Groups</i></p> <p>Previously, if an Activity Code Billing Group was created but not added to the Activity Code Bundle Setup, any Line Items that contained a code from the Activity Code Billing Group were made with a Print Status N. This has been corrected.</p> <p>If the Activity Code Billing Group is not added as a rule in the Activity Code Bundle Setup, it will display Line Items in Print Status Y.</p>
<p><b>835 Form - Units not resetting to 0 between claims</b></p>	<p>Previously, when running the 835 Form with the Un-Roll Transactions box checked, if "normal" matching failed or we were unrolling a remit into multiple lines, the "nOrigUnits" value used may be out-of-sync and not even from that record in the file. This has been fixed.</p>



# NEXT STEPS

1

---

