

NextStep Ideas Portal

Last Modified on 01/09/2023 8:17 am EST

About

The NextStep Ideas Portal is a place for you to share your ideas, have your voice heard, and contribute to NextStep's fast-paced innovation process. Any registered user may submit an idea for improving NSS software. You will also have the opportunity to vote or comment on ideas others have posted as a means to show your support.

- [Register to Use the Ideas Portal](#)
- [Log In to the Ideas Portal](#)
- [Getting Around the Ideas Portal](#)

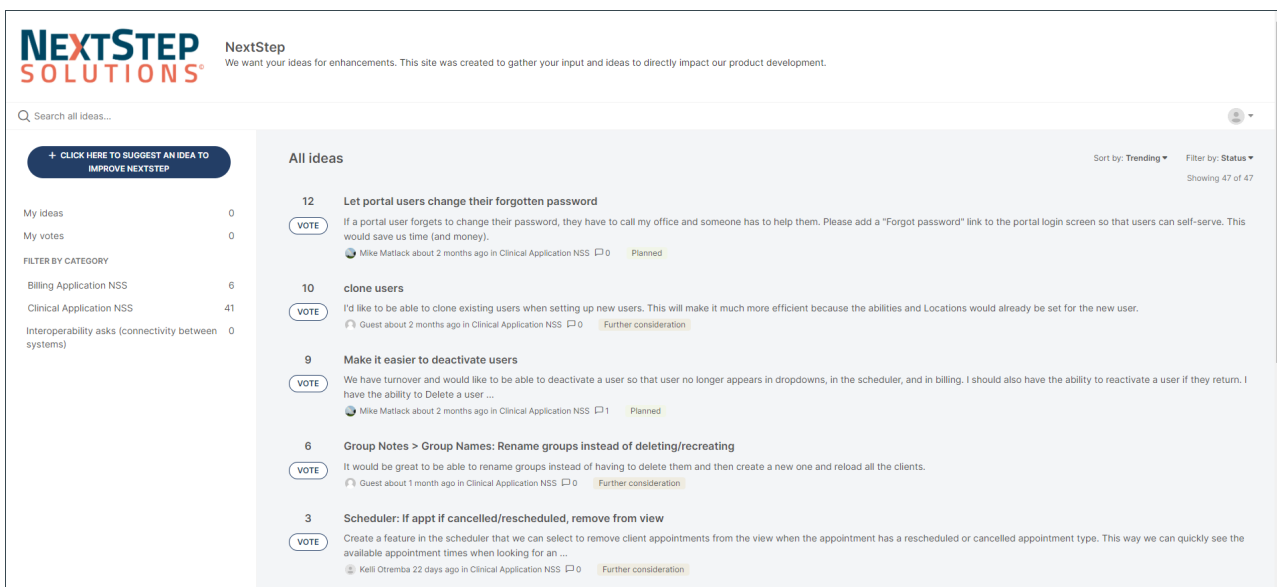
Register to Use the Ideas Portal

To register for an account, send an email to tosupport@nssbehavioralhealth.com with the subject, "Ideas Invite", and we will send you an invitation required to join.

Log In to the Ideas Portal

Go to [NextStep Ideas Portal](#) and enter your login credentials on the Sign in window then click the Next button.

After logging in to the NextStep Ideas Portal, you will be presented with a list of ideas submitted by members of the NSS community from across the country.



The screenshot shows the NextStep Ideas Portal interface. At the top, the NextStep SOLUTIONS logo is displayed with the tagline "NextStep We want your ideas for enhancements. This site was created to gather your input and ideas to directly impact our product development." Below the logo is a search bar with the placeholder text "Search all ideas...". On the left side, there is a navigation menu with a button that says "+ CLICK HERE TO SUGGEST AN IDEA TO IMPROVE NEXTSTEP". Below this, there are sections for "My ideas" (0) and "My votes" (0), followed by a "FILTER BY CATEGORY" section with the following items: "Billing Application NSS" (6), "Clinical Application NSS" (41), and "Interoperability asks (connectivity between systems)" (0). The main content area is titled "All Ideas" and shows a list of ideas. The first idea is "Let portal users change their forgotten password" with 12 votes and a "VOTE" button. The second idea is "clone users" with 10 votes and a "VOTE" button. The third idea is "Make it easier to deactivate users" with 9 votes and a "VOTE" button. The fourth idea is "Group Notes > Group Names: Rename groups instead of deleting/recreating" with 6 votes and a "VOTE" button. The fifth idea is "Scheduler: if appt if cancelled/rescheduled, remove from view" with 3 votes and a "VOTE" button. Each idea includes a brief description, the user's name and profile picture, the time since posted, the category, and the status (e.g., "Planned" or "Further consideration").

Getting Around the Ideas Portal

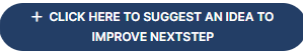
Here are some general navigation notes about the Ideas Portal:

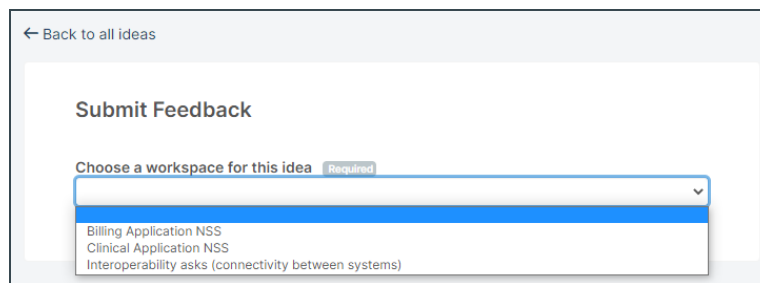
- The navigation bars on the left and across the top allow you to filter the ideas. In addition, there is a **Search** box that allows you to filter ideas based on keywords.
- Upon login, the navigation bar across the top defaults to Trending ideas. However, you may also filter by the **Most Recent**

or **Most Popular** ideas.

- The options on the left side of the window allow you to filter ideas by the following:
 - **My ideas:** The ideas you previously submitted and are marked publicly visible by the NSS Product Team.
 - **My votes:** Ideas submitted by others where you previously cast a supporting vote.
 - **Filter By Category:** Each idea submitted must be assigned to one of the following categories. We created these categories as a means of organizing the ideas into logical areas within your workflow but at a high level in order to keep it simple.
 - Billing Application NSS
 - Clinical Application NSS
 - Interoperability asks (connectivity between systems)

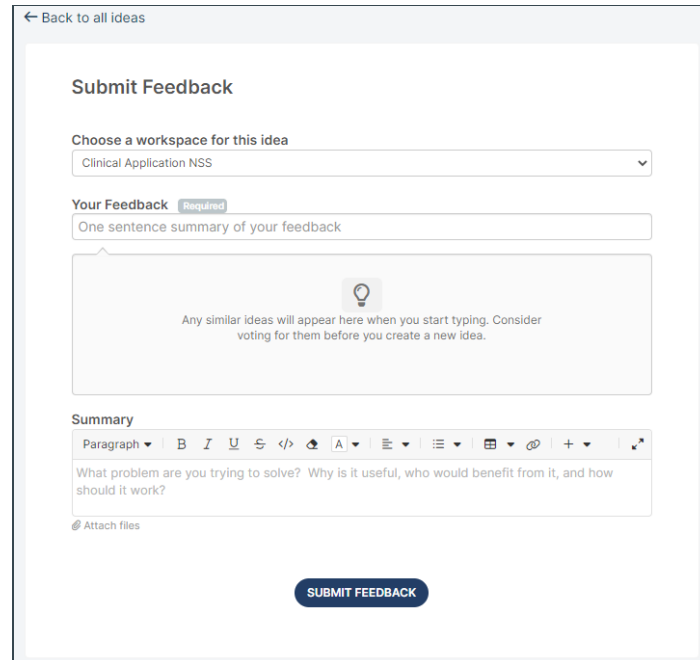
Add a New Idea

1. To submit your own idea, click the ideas button  on the top left.
2. (*Required*) The Submit Feedback window displays, click the drop-down to select a workspace.



The screenshot shows a 'Submit Feedback' window with a 'Back to all ideas' link at the top left. The main heading is 'Submit Feedback'. Below it is a required dropdown menu labeled 'Choose a workspace for this idea'. The dropdown is open, showing three options: 'Billing Application NSS', 'Clinical Application NSS', and 'Interoperability asks (connectivity between systems)'.

3. A window is displayed where you'll enter information and submit your idea to the NSS Product Team.



The screenshot shows the 'Submit Feedback' window with the 'Clinical Application NSS' workspace selected. Below the dropdown is a 'Your Feedback' required text area with the placeholder 'One sentence summary of your feedback'. Underneath is a light gray box with a lightbulb icon and the text: 'Any similar ideas will appear here when you start typing. Consider voting for them before you create a new idea.' Below that is a 'Summary' section with a rich text editor containing the prompt: 'What problem are you trying to solve? Why is it useful, who would benefit from it, and how should it work?'. At the bottom of the form is a 'SUBMIT FEEDBACK' button.

- **Your Feedback:** A single-sentence summary of your idea.
 - **Summary:** Explain your idea in a way that helps us understand the problem you are trying to solve.
4. Click the **Submit Feedback** button. Your idea is submitted to the NSS Product Team for review. If your idea is already a feature in NSS, or we choose not to pursue your idea, we'll let you know. We may also reach out to you for clarification. If it is a reasonable idea, we will approve it and make it publicly visible for the rest of the NSS community to cast supporting votes. At that point, you and others will also be able to submit comments on the idea. These comments are visible to

everyone within the NSS community. Please read our [privacy policy](#) for more information.
