

IBHRS Billing Engine Configuration

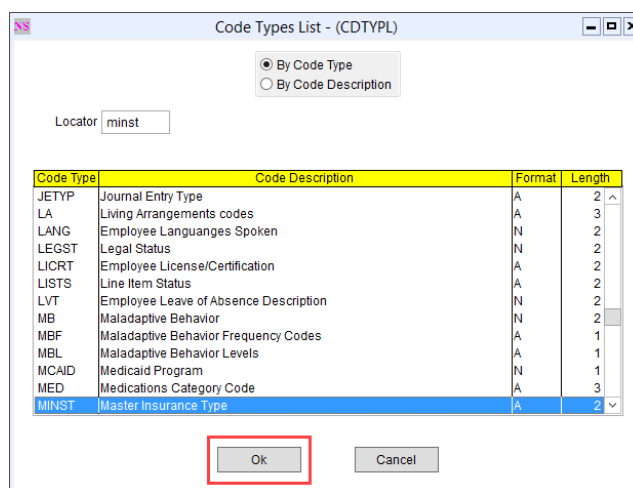
Last Modified on 09/02/2021 10:38 am EDT

About

In the Billing Engine, Insurance Payers must be designated as IBHRS payers using specific IBHRS-assigned codes. These codes are used by NSS to pull data to send to IBHRS. To enable this, Agencies must configure two things in the Billing Engine:

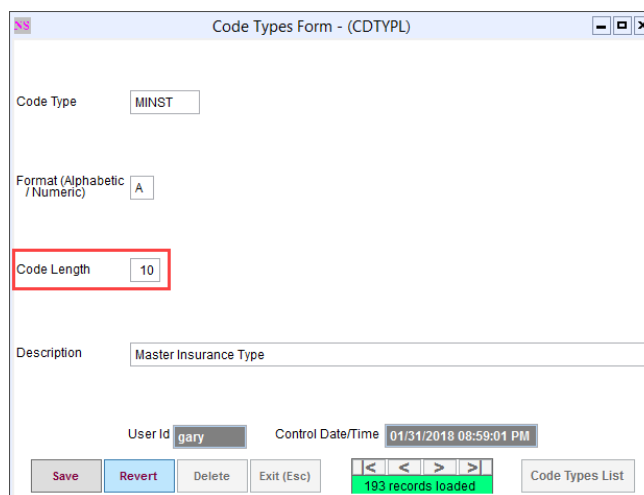
Increase Character Limit Code Length for Code Type MINST

1. Navigate to Code Types: **Maintenance and Setup > Code Types**.
2. In the **Code Locator** field, type **MINST**.
3. Once MINST (Master Insurance Type) is highlighted, click the **Ok** button.



Code Type	Code Description	Format	Length
JETYP	Journal Entry Type	A	2
LA	Living Arrangements codes	A	3
LANG	Employee Languages Spoken	N	2
LEGST	Legal Status	N	2
LICRT	Employee License/Certification	A	2
LISTS	Line Item Status	A	2
LVT	Employee Leave of Absence Description	N	2
MB	Maladaptive Behavior	N	2
MBF	Maladaptive Behavior Frequency Codes	A	1
MBL	Maladaptive Behavior Levels	A	1
MCAID	Medicaid Program	N	1
MED	Medications Category Code	A	3
MINST	Master Insurance Type	A	2

4. In the Code Types Form, click the **Edit** button.
5. In the **Code Length** field, delete 2 and replace it with a value of **10**.



Code Type: MINST

Format (Alphabetic / Numeric): A

Code Length: 10

Description: Master Insurance Type

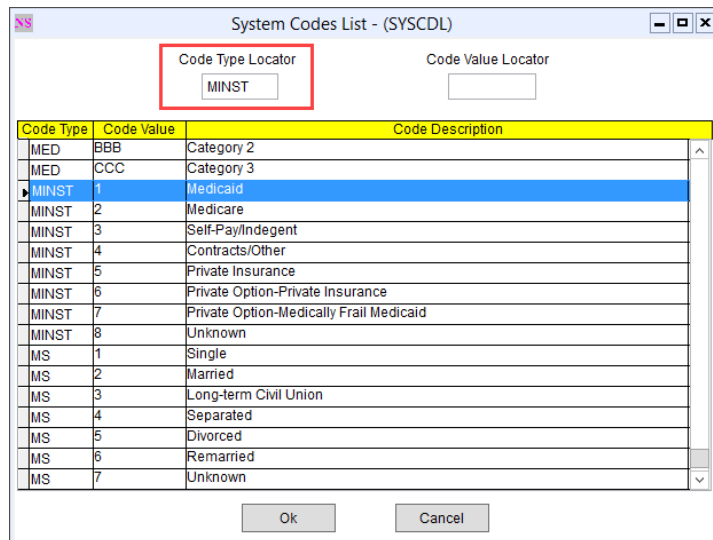
User Id: gary Control Date/Time: 01/31/2018 08:59:01 PM

Buttons: Save, Revert, Delete, Exit (Esc), 193 records loaded, Code Types List

6. Click the **Save** button.

Change Insurance Payer Code Value for IBHRS Payers

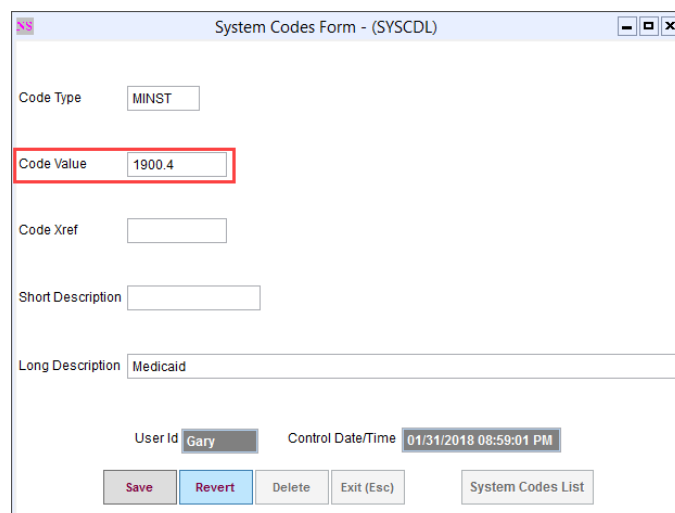
1. Navigate to System Codes: **Maintenance and Setup > System Codes**.
2. In the **Code Locator** field, type **MINST**.



Code Type	Code Value	Code Description
IMED	BBB	Category 2
MED	CCC	Category 3
MINST	1	Medicaid
MINST	2	Medicare
MINST	3	Self-Pay/Indigent
MINST	4	Contracts/Other
MINST	5	Private Insurance
MINST	6	Private Option-Private Insurance
MINST	7	Private Option-Medically Frail Medicaid
MINST	8	Unknown
MS	1	Single
MS	2	Married
MS	3	Long-term Civil Union
MS	4	Separated
MS	5	Divorced
MS	6	Remarried
MS	7	Unknown

3. Select a type of payer from the list and click the **Ok** button.
4. Click the **Edit** button.
5. Depending on the type of payer you selected add the following **Code Value**:

Payer	Value
Blue Cross/Blue Shield	1900.1
Self Pay	1900.2
HAWKI	1900.3
Medicaid	1900.4
IDPH	1900.5
Medicare	1900.6
No Charge	1900.7
Other Government Payments	1900.8
Other Health Insurance	1900.9
Workers Compensation	1900.10
IDPH/State Reimbursement Only	1900.11



Code Type: MINST

Code Value: 1900.4

Code Xref:

Short Description:

Long Description: Medicaid

User Id: Gary Control Date/Time: 01/31/2018 08:59:01 PM

Buttons: Save, Revert, Delete, Exit (Esc), System Codes List

6. Repeat steps for all IBHRS payers.
